

WONDERLUST JUNIOR MAGAZINE

DISCOVER,

EXPLORE, LEARN!

"Explore the Wonders
of Paris!"

WHERE ADVENTURES

BEGINS!

"Cook up a storm with our
Tasty Recipes!"



"Discover the magic
of Spain!"

KIDS ACTIVITIES

Step-by-step guides to create art projects, crafts, and educational science experiments that are both fun and informative.

EXCITING STORIES

Short stories and serials that explore adventures, friendships, and important values like honesty and cooperation.




TABLE OF

Issue: Spring

Adventure Edition

Destination Spotlight:
London Calling

**Craft Corner: Tower Bridge
Creations**



8

**Recipe Roundup: British
Bits**



10

**Explorer's Journal: My
Paris adventure**



12

**Language Lesson:
Bonjour Paris!**

15

**Travel Trivia: City of
Lights Edition**



20



Contents

Activity Pages: Fun and Games Across Europe

25



Global Explorer Spotlight: Meet Pablo the Explorer

23



Discovering Spain: From Flamenco to Tapas

27



Explorer's Corner: Reader Submissions

29



Next Stop: European Escapades Preview

33



Editor's Notes

35



From the Editor

Dear Young Explorers,

Welcome aboard the adventure of a lifetime! As you hold this magazine in your hands, you're not just flipping through pages – you're embarking on a journey through the vibrant and diverse landscapes of London, Paris, and Spain.

Get ready to be whisked away to the bustling streets of London, where iconic landmarks like Big Ben and Tower Bridge stand tall against the city skyline. Then, it's off to the romantic streets of Paris, where the Eiffel Tower and Notre-Dame Cathedral beckon with their timeless charm. And finally, we'll wander through the sun-kissed landscapes of Spain, where flamenco dancers twirl, and tapas tempt your taste buds.

But this isn't just any journey – it's a journey of discovery, exploration, and learning. Along the way, you'll uncover hidden treasures, try your hand at exciting crafts and recipes, and learn fascinating facts about each destination's history, culture, and traditions.

So, grab your map, put on your explorer's hat, and get ready to set sail on an unforgettable adventure with us. Whether you're a seasoned traveler or a first-time explorer, there's something for everyone in these pages.

Thank you for joining us on this European escapade. Together, let's unlock the wonders of the world and make memories that will last a lifetime.

Happy exploring!

Warm regards,

Amelia Armstrong

EDITOR-IN-CHIEF

WANDERLUST JUNIOR MAGAZINE



*"Travelling – it
leaves you speechless,
then turns you into a
storyteller."*

Amelia Armstrong

IN THIS ISSUE




"ADVENTURE IS OUT THERE - LETS FIND IT!"



"Let your curiosity be your compass as you explore the wonders of the world. Adventure awaits around every corner - embrace it with open arms and an open heart!"



"SEEING THE WORLD THROUGH THE EYES OF A CHILD"



"EXPLORING THE WORLD ONE ADVENTURE AT A TIME!"





DESTINATION Spotlight

London Calling

BY AMELIA ARMSTRONG

"Welcome to London, where history and modernity collide in a whirlwind of excitement. Join us as we delve into the heart of this iconic city, uncovering its hidden gems and iconic landmarks. From the majestic Big Ben to the bustling streets of Covent Garden, London awaits your exploration!"

Get ready to dive deeper into the heart of London, where history and culture come alive at every turn. Explore the majestic Tower of London, home to the Crown Jewels and centuries of royal history.

Wander along the iconic River Thames and marvel at the architectural wonders of Tower Bridge and the London Eye.

Immerse yourself in the vibrant energy of Covent Garden, where street performers and bustling markets await. Whether you're strolling through the historic streets of Westminster or shopping along Oxford Street, London's diverse neighborhoods offer something for everyone to discover. Soak in the city's rich heritage, indulge in its world-class cuisine, and let the magic of London captivate your senses."

Climb aboard a giant Ferris wheel called the London Eye and soar high above the city. You'll see everything below, like toy cars and tiny people, and you might even spot famous landmarks like Big Ben!

Ready to go on an adventure through time? The British Museum is full of treasures from all over the world, like huge statues from ancient Egypt and even a real-life mummy!

Dinosaurs, fossils, and giant whales, oh my! The Natural History Museum is where you can learn all about the amazing animals and plants that share our planet.





London is like a giant playground filled with amazing places to discover. Check out these awesome spots that are super fun. You have the Tower of London where you can imagine going back in time where knights and princesses lived!

At the Tower of London, you can see shiny jewels and hear exciting stories about brave heroes and sneaky villains.

Have you ever seen a palace fit for a queen? Buckingham Palace is where the queen lives, and you can watch soldiers in big, fuzzy hats marching outside. It's like a real-life fairy tale!

Get ready for some hands-on fun at the Science Museum! It has cool gadgets, robots, and even a space rocket. You can push buttons, pull levers, and learn how things work in the world around us.

Step into a magical world of music, magic, and yummy food at Covent Garden. Watch street performers do tricks, explore cute shops, and maybe even try a delicious treat or two!

Time to run, jump, and play in the great outdoors! Hyde Park is like a giant backyard with lakes, playgrounds, and lots of space to have fun with your friends and family.

London is full of exciting adventures just waiting for you to explore. So grab your map and your sense of wonder, and let's go on an awesome journey together!



• BY AMELIA ARMSTRONG •

CRAFT CORNER



Welcome to Craft Corner, where imagination knows no bounds! Today, we're diving into the fascinating world of Tower Bridge Creations. Get ready to unleash your creativity as we embark on an exciting journey to recreate one of London's most iconic landmarks. Gather your art supplies and let's bring the magic of Tower Bridge to life with our hands-on craft project!

"Imagination is the beginning of creation. You imagine what you desire, you will what you imagine, and at last, you create what you will." - George Bernard Shaw



Mixed Media Tower Bridge Collage
Materials Needed:

- Colored construction paper
- Scissors
- Glue stick
- Markers or crayons
- Assorted craft materials (such as fabric scraps, tissue paper, buttons, sequins, etc.)

Instructions:

1. **Prepare Your Workspace:** Lay out all your materials on a clean, flat surface. Make sure you have enough space to work comfortably.
2. **Sketch Your Scene:** Use a pencil to lightly sketch the outline of Tower Bridge and the surrounding London skyline on a piece of colored construction paper. Keep the shapes simple and easy to cut out.
3. **Cut Out Your Shapes:** Carefully cut out the shapes of Tower Bridge and the buildings in the skyline using scissors. You may need to ask for help with cutting if the shapes are too intricate.
4. **Arrange Your Collage:** Once you have all your shapes cut out, arrange them on another piece of colored construction paper to create your collage. Experiment with different layouts until you find one you like.

5. **Add Texture and Detail:** Now it's time to get creative! Use assorted craft materials like fabric scraps, tissue paper, buttons, and sequins to add texture and detail to your collage. You can use glue to attach these materials to your collage.

6. **Personalise Your Scene:** Use markers or crayons to add details to your collage, such as windows on the buildings, waves in the river, or birds flying in the sky. Let your imagination run wild and make your collage uniquely yours!

7. **Glue Everything in Place:** Once you're happy with how your collage looks, use a glue stick to glue down all the pieces firmly in place. Press down gently to make sure everything sticks.

8. **Display Your Artwork:** Allow your collage to dry completely, then proudly display it in your room or share it with friends and family. You've created a beautiful mixed media masterpiece inspired by Tower Bridge!




"Building bridges to adventure! 🏰 ✨"



Recipe roundup: British bites

BY AMELIA ARMSTRONG



"Get ready to cook up some fun with our Recipe Roundup for kids! From tasty treats to wholesome snacks, join us as we explore delicious recipes that are easy and exciting to make. Let's dive into the kitchen and unleash our inner chefs together!"

Mini Cheese and Tomato Tartlets

Ingredients:

- 1 sheet of puff pastry, thawed
- 1 cup cherry tomatoes, halved
- 1/2 cup grated cheddar cheese
- Fresh basil leaves, chopped (optional)
- Olive oil
- Salt and pepper to taste

Instructions:

- Preheat your oven to 200°C (400°F) and line a baking sheet with parchment paper.
- Roll out the puff pastry sheet and cut it into small squares or circles using a cookie cutter or knife.

- Place the pastry squares/circles onto the prepared baking sheet.
- Prick the surface of each pastry square/circle with a fork to prevent them from puffing up too much during baking.
- Place a halved cherry tomato onto each pastry square/circle, then sprinkle grated cheddar cheese on top.
- Drizzle a little olive oil over the tartlets and season with salt and pepper to taste.
- Optional: sprinkle chopped fresh basil leaves over the tartlets for extra flavor.
- Bake in the preheated oven for 15-20 minutes, or until the pastry is golden brown and the cheese is melted and bubbly.
- Remove from the oven and let cool slightly before serving.

Enjoy these delicious Mini Cheese and Tomato Tartlets as a tasty snack or party appetizer!

Sausage Rolls

Ingredients:

- 1 sheet of puff pastry
- 4 pork sausages
- 1 tablespoon Dijon mustard (optional)
- 1 egg, beaten (for egg wash)
- Salt and pepper to taste

Instructions:

1. Preheat your oven to 200°C (400°F) and line a baking sheet with parchment paper.
2. Roll out the puff pastry sheet and cut it in half lengthwise.
3. Remove the sausage meat from the casings and spread it evenly along the center of each pastry strip.
4. Optional: Spread a thin layer of Dijon mustard over the sausage meat for extra flavor.
5. Fold the pastry over the sausage meat and press the edges to seal.
6. Cut each long roll into smaller pieces, about 5 cm (2 inches) in length.
7. Place the sausage rolls seam side down on the prepared baking sheet.
8. Brush the tops of the rolls with beaten egg for a golden finish.
9. Bake in the preheated oven for 20-25 minutes, or until the pastry is puffed and golden and the sausages are cooked through.
10. Let cool slightly before serving. Enjoy these tasty sausage rolls warm or at room temperature!

"Cooking is a journey of discovery, where every recipe is an adventure waiting to be explored!"

Mini Scotch Eggs

Ingredients:

- 4 hard-boiled eggs, peeled
- 250g (1/2 lb) sausage meat
- 1 tablespoon chopped fresh parsley (optional)
- 1 egg, beaten (for egg wash)
- Breadcrumbs, for coating
- Vegetable oil, for frying

Instructions:

1. Divide the sausage meat into 4 equal portions.
2. Flatten each portion into a thin disc and wrap it around a hard-boiled egg, making sure the egg is completely covered.
3. Optional: Mix chopped parsley into the sausage meat for added flavor.
4. Dip each sausage-covered egg into beaten egg, then roll it in breadcrumbs until fully coated.
5. Heat vegetable oil in a deep frying pan over medium heat.
6. Carefully add the coated eggs to the hot oil and fry for 8-10 minutes, turning occasionally, until golden brown and cooked through.
7. Remove the Scotch eggs from the oil and drain on paper towels.
8. Let cool slightly before serving. Enjoy these mini Scotch eggs warm or cold, as a snack or party appetizer!

EXPLORER'S JOURNAL: MY PARIS ADVENTURE

BY AMELIA ARMSTRONG

"Welcome to My Paris Adventure Journal! Join us as we explore the magic of the City of Light, from iconic landmarks to charming streets. Let's capture unforgettable memories together!"





"Adventures in Paris: A Young Explorer's Tale"

Once upon a time, in the bustling streets of Paris, there lived a curious young adventurer named Emma. With her trusty map in hand and a heart full of wonder, Emma set out to explore the City of Light, ready for a day filled with excitement and discovery.

As Emma wandered through the charming cobblestone streets of Montmartre, she stumbled upon a quaint art studio nestled among the vibrant cafes and shops. Intrigued by the colorful paintings displayed in the window, Emma decided to step inside and try her hand at creating her own masterpiece. With a brush in one hand and a palette of bright colors in the other, Emma let her imagination soar as she painted a picture of the Eiffel Tower against the backdrop of a golden sunset. After her artistic adventure, Emma continued her journey through Paris, eager to uncover more hidden treasures. She wandered through the enchanting gardens of Luxembourg, where she sailed miniature boats on the tranquil pond and chased butterflies among the fragrant flowers.

Next, Emma ventured to the majestic Notre Dame Cathedral, where she marveled at the intricate stained glass windows and listened to the soothing sound of the organ echoing through the grand halls. Inspired by the beauty of the cathedral, Emma decided to write a poem capturing the essence of her Parisian adventure.

As the sun began to set over the Seine River, Emma found herself at the iconic Pont des Arts, where lovers from around the world attached colorful padlocks as a symbol of their eternal love. Inspired by the romantic atmosphere, Emma wrote a heartfelt letter to her family back home, expressing her love and gratitude for the unforgettable day she had experienced in Paris.

With her heart full of memories and her journal filled with tales of her adventures, Emma bid farewell to the City of Light, knowing that she would always cherish the magical moments she had shared within its charming streets.

And so, as the stars twinkled overhead and the lights of Paris shimmered in the distance, Emma whispered a promise to herself to return one day, ready to embark on new adventures and continue her journey of discovery in the enchanting city she had come to love.





"The Mystery of the Hidden Treasure: A Young Detective's Quest in Paris"

In the heart of Paris, a young detective named Max was on a mission to solve the city's greatest mystery—the whereabouts of a long-lost treasure rumored to be hidden within its ancient streets.

Armed with his magnifying glass and detective kit, Max set out to uncover clues scattered throughout the city. His first stop was the historic Shakespeare and Company bookstore, where he searched for secret messages hidden within the pages of old books. As he combed through the shelves, Max stumbled upon a tattered map tucked away in a dusty corner—a clue that would lead him on an adventure of a lifetime. Following the map's cryptic instructions, Max journeyed to the Louvre Museum, where he deciphered ancient hieroglyphics etched into the walls of the Egyptian exhibit. With each clue he uncovered, Max grew more determined to unravel the mystery and unlock the secrets of the hidden treasure.

Next, Max found himself at the enchanting Jardin des Tuileries, where he searched for hidden compartments in the statues and fountains scattered throughout the park. As he explored the winding pathways and lush gardens, Max discovered a series of symbols carved into the stone—a clue that would lead him to the final destination of the treasure. With the sun setting over the Seine River, Max followed the clues to a secluded alleyway in the heart of Montmartre. There, hidden beneath a cobblestone, Max unearthed a small chest filled with sparkling jewels and ancient artifacts—a treasure beyond his wildest dreams.

As Max gazed upon the gleaming treasure, he realized that the true reward was not the riches he had discovered, but the thrill of the adventure and the satisfaction of solving the mystery. And so, with a smile on his face and a sense of accomplishment in his heart, Max bid farewell to Paris, knowing that he would always treasure the memories of his daring quest in the City of Light.



LANGUAGE LESSON

"Welcome to Language Lesson: Bonjour Paris! Get ready to embark on a journey of French discovery in the enchanting city of Paris. Join us as we learn fun and useful phrases to help us explore this magical place. Let's dive into the language and culture of Paris together!"

"In Language Lesson: Bonjour Paris, we'll learn how to speak French like true Parisians! From saying 'Bonjour' to greet friends to ordering delicious croissants at the local bakery, we'll discover the language and culture of Paris in fun and exciting ways. Get ready to immerse yourself in the sights and sounds of this enchanting city as we embark on a journey of language exploration together. Let's dive in and discover the magic of French in the heart of Paris!"

BONJOUR PARIS!

bonjour

Greetings:

- Bonjour (Hello)
- Salut (Hi)
- Bonsoir (Good evening)
- Au revoir (Goodbye)
- Merci (Thank you)
- S'il vous plaît (Please)

Numbers:

- Un (1)
- Deux (2)
- Trois (3)
- Quatre (4)
- Cinq (5)
- Six (6)
- Sept (7)
- Huit (8)
- Neuf (9)
- Dix (10)

0

6

3

2

merci

Common Phrases:

- Comment ça va? (How are you?)
- Je m'appelle... (My name is...)
- J'aime... (I like...)
- Je veux... (I want...)
- Où est...? (Where is...?)
- Combien ça coûte? (How much does it cost?)
- Je ne comprends pas. (I don't understand.)

Colours:

- Rouge (Red),
- Bleu (Blue)
- Vert (Green)
- Jaune (Yellow)
- Orange (Orange)
- Violet (Purple)
- Rose (Pink),
- Blanc (White)
- Noir (Black)
- Gris (Gray)

Days of the week:

- Lundi (Monday)
- Mardi (Tuesday)
- Mercredi
(Wednesday)
- Jeudi (Thursday)
- Vendredi (Friday)
- Samedi (Saturday)
- Dimanche
(Sunday)

Months of the year:

- Janvier (January)
- Février (February)
- Mars (March)
- Avril (April)
- Mai (May)
- Juin (June)
- Juillet (July)
- Août (August)
- Septembre (September)
- Octobre (October)
- Novembre (November)
- Décembre (December)

Animals:

- Chat (Cat)
- Chien (Dog)
- Lapin (Rabbit)
- Oiseau (Bird)
- Poisson (Fish)
- Cheval (Horse)
- Vache (Cow)
- Cochon (Pig)
- Lion (Lion)
- Tigre (Tiger)

Food:

- Pain (Bread)
- Fromage (Cheese)
- Lait (Milk)
- Œuf (Egg)
- Fruit (Fruit)
- Légume (Vegetable)
- Viande (Meat)
- Poisson (Fish)
- Pomme de terre
(Potato)
- Dessert (Dessert)

A photograph of the Eiffel Tower in Paris, France, viewed from a low angle. The tower is illuminated with golden lights. In the foreground, there is a stone bridge with arches over a river. The sky is blue with light clouds. The image is decorated with colorful, hand-drawn elements: pink and blue scribbles in the top right and bottom left corners, a white scribble on the right side, and yellow scribbles on the right side. The title text is overlaid on the top left.

TRAVEL TRIVIA: CITY OF LIGHTS EDITION

BY AMELIA ARMSTRONG

Fun facts

Eiffel Tower: The Eiffel Tower, one of the most famous landmarks in the world, was originally built as a temporary exhibit for the 1889 World's Fair. It was supposed to be dismantled after 20 years, but it became so popular that it was preserved and is now a symbol of Paris.



French Cuisine: France is known for its delicious food and culinary traditions. Some famous French dishes include croissants, crepes, croque-monsieur (a grilled cheese and ham sandwich), and coq au vin (chicken cooked in wine).

discover



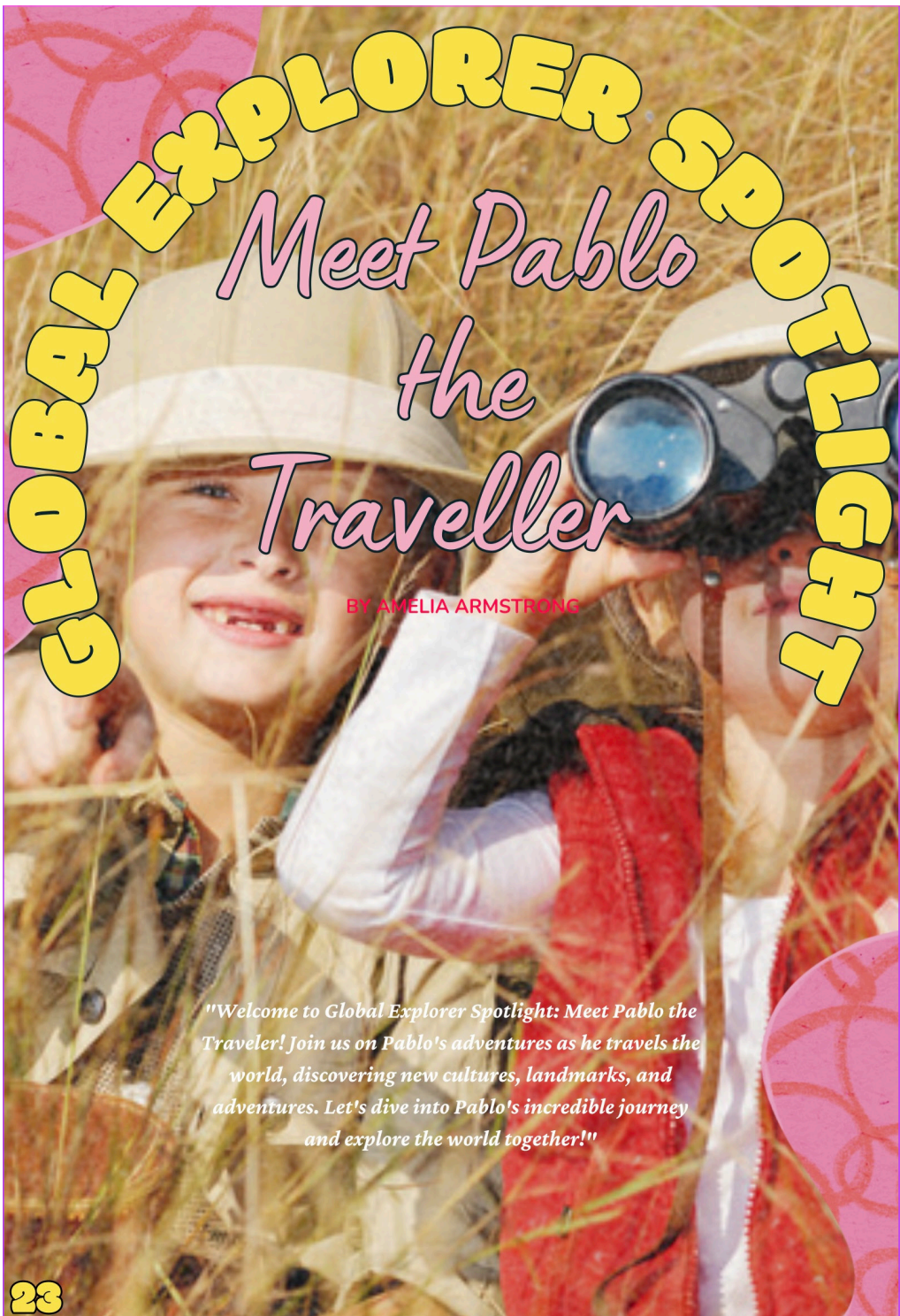
Disneyland Paris: Disneyland Paris, located just outside the city, is one of the most visited theme parks in Europe. It features classic Disney attractions, shows, and characters, as well as a magical castle.



French Flag: The French flag, also known as the tricolor, consists of three vertical stripes of blue, white, and red. It symbolizes liberty, equality, and fraternity, which are the values of the French Republic.

discover





GLOBAL EXPLORER SPOTLIGHT

Meet Pablo the Traveller

BY AMELIA ARMSTRONG

"Welcome to Global Explorer Spotlight: Meet Pablo the Traveler! Join us on Pablo's adventures as he travels the world, discovering new cultures, landmarks, and adventures. Let's dive into Pablo's incredible journey and explore the world together!"

"Adventure awaits around every corner, so don't be afraid to explore, discover, and dream big!" - Pablo the Traveler



Interviewer: "Hello, everyone! Today, we have a very special guest joining us—Pablo the Traveler! Pablo, welcome to our show. We're thrilled to have you here!"

Pablo: "Thank you for having me! I'm excited to share my adventures with all of you."

Interviewer: "Pablo, you've traveled to so many amazing places around the world. Can you tell us about your favorite destination in Spain?"

Pablo: "Absolutely! Spain is a beautiful country with so much to offer. One of my favorite destinations is Barcelona. The city is bursting with energy, from its vibrant streets filled with colorful buildings to its stunning architecture, like the famous Sagrada Familia. Plus, the delicious tapas and sunny beaches make it a perfect place to explore and relax."

Interviewer: "Barcelona sounds amazing! What about another favorite spot in Spain?" Pablo: "Another one of my favorites is Granada, home to the breathtaking Alhambra Palace. Walking through the palace grounds feels like stepping back in time to a magical era of kings and queens. And the views of the Sierra Nevada mountains from the Alhambra are simply spectacular!"

Interviewer: "Wow, both Barcelona and Granada sound like incredible places to visit. What advice would you give to kids who dream of traveling like you?"

Pablo: "My advice to kids who dream of traveling is to never stop exploring and learning. Traveling is not just about seeing new places, but also about experiencing different cultures, meeting new people, and trying new things. So keep dreaming big, stay curious, and always be open to new adventures!"

Interviewer: "Thank you so much, Pablo, for sharing your amazing experiences with us. It was truly inspiring to hear about your adventures in Spain!"

Pablo: "Thank you for having me! And remember, the world is full of wonders waiting to be discovered. Happy travels, everyone!"

ACTIVITY PAGES: FUN AND GAMES

"Welcome to the Adventure Playground! Get ready for a world of fun and learning as we explore exciting games themed around London, Spain, and Paris. Join us as we embark on thrilling adventures, solve challenging puzzles, and discover fascinating facts about these incredible destinations. Let's dive in and let the games begin!"



LONDON LANDMARKS MEMORY MATCH:

A memory matching game featuring iconic landmarks of London, such as the Tower Bridge, Big Ben, and Buckingham Palace. Kids can take turns flipping over cards to find matching pairs while learning about each landmark and its significance.



SPANISH WORD SCAVENGER HUNT:

Flashcards with Spanish words related to everyday objects around the house or classroom. Kids can go on a scavenger hunt to find the hidden cards and match each word to the corresponding object, helping them learn basic Spanish vocabulary in a fun way.



PARISIAN PICTURE BINGO:

Bingo cards with pictures of famous sights and symbols of Paris, like the Eiffel Tower, croissants, and berets. As you call out each item, kids can mark it off on their bingo cards, learning to recognize and associate these images with the city of Paris.



London Trivia Challenge:
A list of trivia questions about London's history, culture, and landmarks. Kids can take turns answering questions, earning points for each correct answer. This game encourages research and learning about various aspects of London's rich heritage.

Spanish Storytime Charades:

Choose a simple Spanish story or folktale and act it out through charades. Kids can take turns acting out scenes from the story while others guess the plot points and characters, helping them practice comprehension and storytelling in Spanish.

These games provide engaging ways for young readers to learn about the cultures, landmarks, and languages of London, Spain, and Paris while having fun and exercising their cognitive skills.



BY AMELIA ARMSTRONG

DISCOVERING SPAIN Flamenco to Tapas

A group of flamenco dancers in colorful, ruffled dresses performing on a stage. The dancers are wearing dresses in various colors including red, white, green, and yellow, with intricate patterns and ruffles. They are captured in a dynamic pose, suggesting a performance. The background is a simple, light-colored stage floor.

"Welcome to Discovering Spain: From Flamenco to Tapas! Join us on an exciting journey through the vibrant culture and delicious cuisine of Spain. From the fiery rhythms of flamenco dancing to the mouthwatering flavors of tapas, we'll dive into the rich traditions and experiences that make Spain such a captivating destination. Get ready to be immersed in the sights, sounds, and tastes of this dynamic country!"

Welcome to "Hola España".

Step into the colorful world of Spain with us as we embark on an exciting journey through its vibrant culture and delicious cuisine. From the passionate rhythms of flamenco to the mouthwatering flavors of tapas, there's so much to discover about this captivating country. Join us as we dive into the sights, sounds, and tastes of España!

Dancing with Flamenco Fever!

Get ready to stomp your feet and feel the rhythm with flamenco dancing! Learn all about this traditional Spanish dance, from its fiery footwork to its dramatic flair. With colorful costumes and lively music, flamenco is sure to get you up and moving!

Tasting Spain, One Tapas at a Time!

Take your taste buds on a journey through Spain with tapas! These small, savory dishes are bursting with flavor and are perfect for sharing with friends and family. From crispy croquettes to juicy olives, discover the delicious world of Spanish cuisine.

Siesta Time: Napping Spanish Style!

Ever wonder why Spaniards take midday naps? It's all about the siesta! Learn about this Spanish tradition of taking a break during the hottest part of the day and discover how it helps people stay energized and refreshed.

Fiesta Time: Let's Celebrate!

Join the party with Spain's colorful festivals! From the tomato-throwing madness of La Tomatina to the fiery spectacle of Las Fallas, there's always something to celebrate in Spain. Get ready for music, dancing, and lots of fun!

*"Sabor, ritmo, y alegría:
¡Bienvenidos a España!" -
Flavor, rhythm, and joy:
Welcome to Spain!*

Cooking up a Storm: Spanish Recipes to Try at Home!

Bring the flavors of Spain into your kitchen with our easy-to-follow recipes! From classic paella to refreshing gazpacho, you'll be cooking like a Spanish chef in no time. Grab your apron and let's get cooking!

Say "Buenas Noches" to Spanish Nights!

Learn to say "Buenas noches" (goodnight) like a true Spaniard! Whether you're bidding farewell to friends or tucking into bed at night, this friendly Spanish phrase is sure to bring a smile to everyone's face.

Join us as we explore the wonders of Spain and discover what makes this country so special. With each page, you'll be transported to a world of color, flavor, and excitement. So grab your sombrero and let's dive into the adventure of a lifetime

EXPLORER'S CORNER: READER SUBMISSIONS

BY AMELIA ARMSTRONG

"Welcome to Explorers Corner, where young adventurers like you share their amazing travel stories, drawings, and discoveries from around the world! Join us as we dive into the imaginative journeys of our readers and get inspired to explore new destinations and cultures. Let's embark on an adventure together!"





Sarah's Spanish Adventure

Hi everyone! My name is Sarah, and I want to tell you about my amazing trip to Spain. My family and I visited Barcelona, a city filled with colorful buildings, tasty tapas, and so much to explore.

One of my favorite parts of the trip was visiting the famous Sagrada Familia. This incredible church looks like something out of a fairy tale with its towering spires and intricate details. Inside, the stained glass windows cast colorful patterns of light that made me feel like I was in a magical world.

We also went to Park Güell, a park designed by the artist Antoni Gaudí. I loved running around the park's whimsical sculptures and mosaic-covered benches. It felt like stepping into a storybook!

But the best part of all was trying all the delicious food. I couldn't get enough of the crispy churros dipped in rich chocolate sauce and the savory paella filled with seafood and rice. Yum!

I'll never forget my Spanish adventure and all the amazing memories I made. Spain truly stole my heart, and I can't wait to go back someday.



Max's London Discovery

Hey everyone, it's Max here! I recently went on an adventure to London with my family, and it was so much fun. There were so many cool things to see and do!

One of the highlights of the trip was visiting the Tower of London. Did you know that it's a castle, a palace, and a prison all rolled into one? I felt like a real knight as I walked through the castle's ancient walls and learned about its fascinating history.


We also went on a boat ride down the River Thames, where we got to see famous landmarks like Big Ben, the London Eye, and the Houses of Parliament. It was awesome seeing these iconic sights up close!

And of course, we couldn't visit London without trying fish and chips. It was my first time eating this classic British dish, and let me tell you, it did not disappoint. The crispy fish and golden fries were so delicious!

I had the best time exploring London and discovering all its hidden treasures. It's a city full of history, culture, and endless adventures, and I can't wait to go back someday.



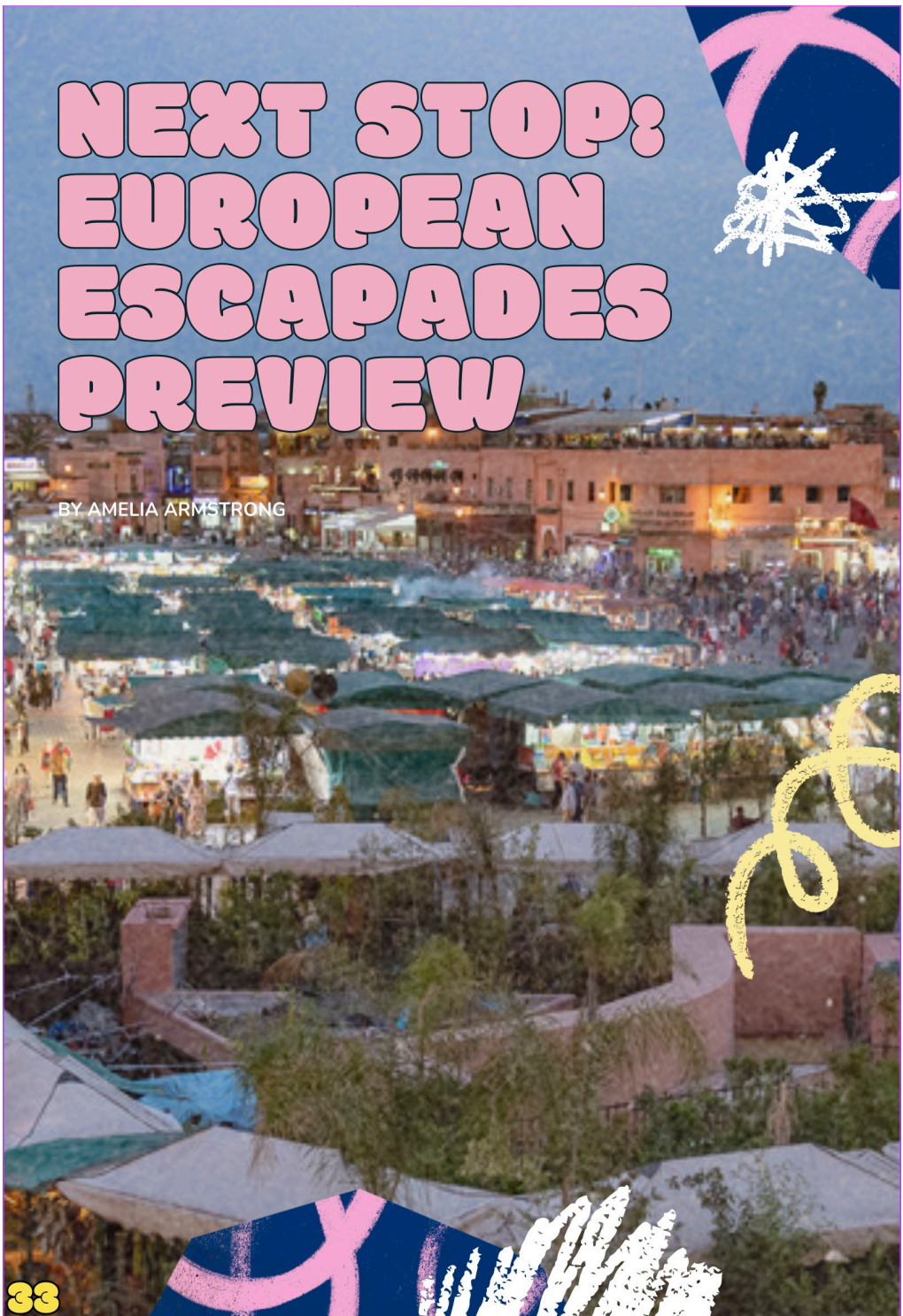
BY AMELIA ARMSTRONG AND ELLIOTT HEGARTY



Here is a drawing that was done by Elliott Hegarty. It is a drawing of him and his cousins in the pool on his adventures in Majorca, Spain.

NEXT STOP: EUROPEAN ESCAPADES PREVIEW

BY AMELIA ARMSTRONG



**Sneak Peak: Coming Soon To Explorers Corner!

Get ready for more exciting adventures in the next issue of Explorers Corner!

Stay tuned for these exciting destinations and more in the next issue of Explorers Corner. Adventure awaits around every corner, so don't miss out on the journey of a lifetime!



MAGICAL MOROCCO

**"DISCOVER THE
MAGIC OF
MOROCCO: WHERE
EVERY MOMENT IS
AN ADVENTURE!"**

Join us as we journey to the vibrant streets of Morocco, where bustling souks, ancient medinas, and stunning desert landscapes await. Get ready to be enchanted by the rich culture, colorful markets, and delicious cuisine of this North African gem.



From the Editor

Dear Adventurous Explorers,

As our journey together comes to a close, we want to take a moment to say thank you for joining us on this incredible adventure! From the bustling streets of London to the sun-kissed shores of Spain, we've explored, learned, and discovered so much together. We hope that our travels have sparked your curiosity, ignited your imagination, and inspired you to dream big. Remember, the world is full of wonders waiting to be explored, and each one of you has the power to make your own adventures come to life.

As you go forth on your own journeys, whether it's to far-off lands or right in your own backyard, remember to embrace every moment, cherish every memory, and never stop exploring. The world is yours to discover, and we can't wait to see where your adventures take you next!

Until we meet again, keep dreaming, keep exploring, and keep shining bright like the stars you are. Safe travels, adventurers!

With love and gratitude,

Amelia Armstrong

EDITOR-IN-CHIEF



"Adventure is out there, so go and find it!" ✨🌍

oeee

🌍 Embark on an Adventure of a Lifetime! 🌍

Calling all young explorers! Are you ready to embark on an epic journey filled with excitement, discovery, and unforgettable memories? Join us as we travel to far-off lands, explore ancient ruins, and immerse ourselves in vibrant cultures around the world.



Don't miss out on the adventure of a lifetime – book your ticket to excitement today! ✨🚀

**WONDERLUST JUNIOR
MAGAZINE**

