


My trip to
BrugeS.
2023



Amy Carter



PREFACE

This booklet is a collection of traditional illustrations based on photographs taken during my trip to Bruges. The illustrations were created using various mediums, including ink, watercolour, and gouache.

This project is the culmination of my final major project, which spanned three months. Although creating all the illustrations traditionally was challenging, it significantly developed my skills and boosted my confidence in using these mediums.

I thoroughly enjoyed making this booklet and reliving my memories of such a beautiful city in a unique way. I hope this book captures the emotions I experienced during my trip and perhaps inspires you to embark on your own adventure.

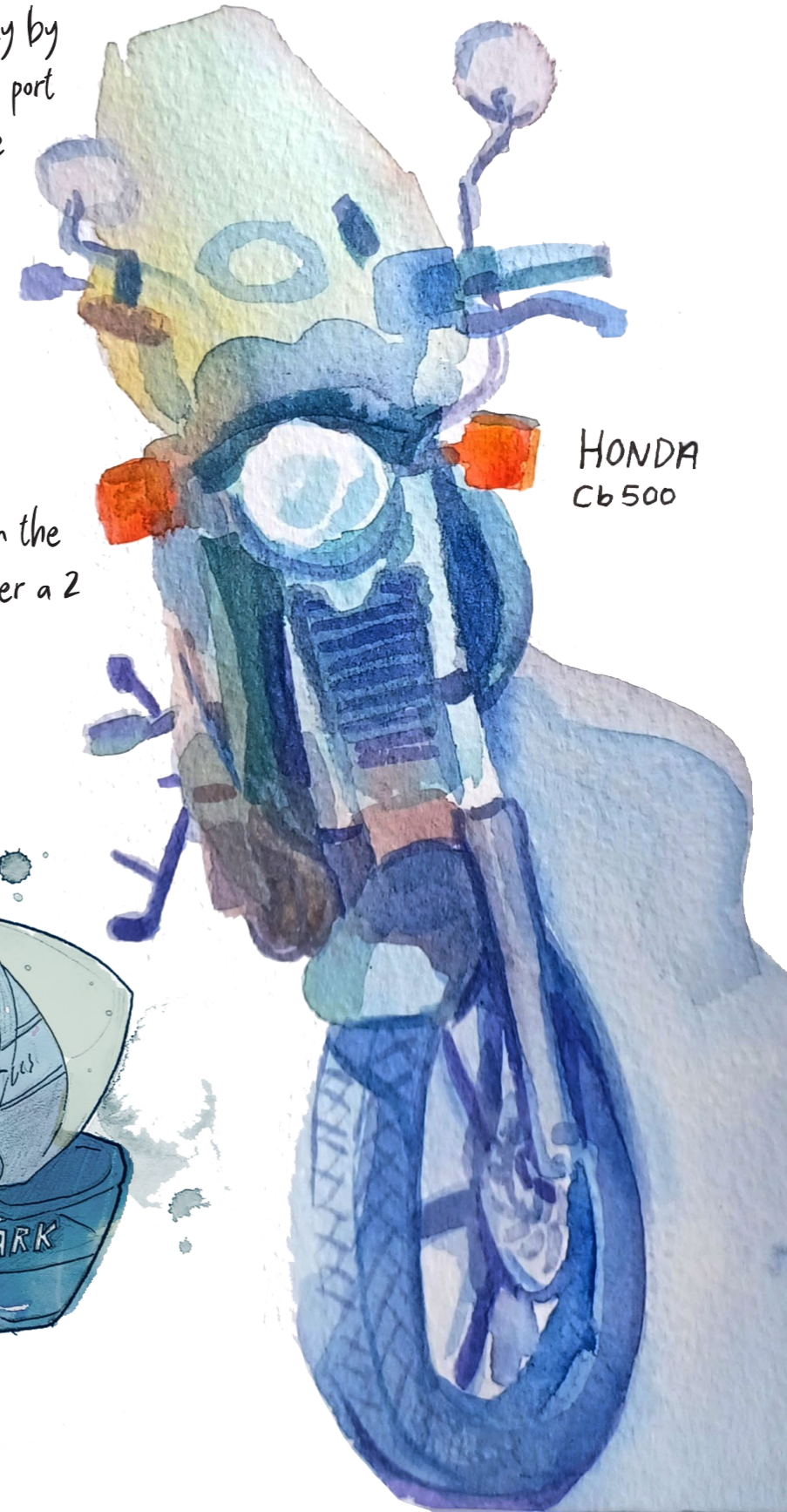
Me on the bike




THE BEGINNING

My partner and I started the journey by motorbike. We rode to Dover ferry port in the morning. As we arrived at the terminal the cold started to affect us. Once we were through we stretched our legs and waited to board the boat.

After enjoying an overpriced English breakfast I started feeling seasick on the boat. This eventually passed and after a 2 hour trip we arrived in Dunkirk.



HONDA
CB500




ARRIVING IN BRUGES



The stairs to the hotel room.
We were at the top.

THE HOTEL ROOM

Our biking clothes were all soaked, so we tried drying them on the 2 available radiators in our room. Our bed was a spacious king size. The room had beautiful wooden flooring and furniture. We put most of our luggage in the small tucked away clothes cubby. The room was clean, minimalist and cosy.




Once we were settling in, we walked around the local area at night. There were Christmas lights everywhere. We stumbled across a nice Italian restaurant for dinner.

ST SALVATORS CATHEDRAL

This was the view from our Hotel ceiling window. It was stunning seeing the St. Salvator's Cathedral tower during the evenings. The sun would make it glow yellow. During the night it was lit up by bright lights. I loved waking up every morning to look out at the view.

Later during the trip we visited the inside of the cathedral. The interior featured catholic paintings, wall carpets made in Brussels and gold plating on various parts of the structure.





FRITBAR - Burger & Loaded Fries



BRUSSELS AT NIGHT

RESTAURANT DILIGENCE

One big inspiration for going on this trip was the film 'In Bruges'. There is a scene in the film that features this restaurant named 'Restaurant Diligence'.

The environment was dimly lit and inviting. I ordered the first beer I saw on the menu and the mussels. My partner ordered steak and fries with a lemonade.

Overall the dinner was very romantic and the food was pleasant. It was a lovely experience to be in a restaurant featured in a movie.



Mussels
&
Beer

21.12.23




A watercolor illustration of a European market square. The buildings are rendered in warm tones of red, orange, and yellow. They feature various architectural details such as stepped gables, arched windows, and doorways. The style is soft and painterly, with visible brushstrokes and a gentle gradient of colors. The sky is a pale, light blue. The overall mood is cozy and festive.


MARKET SQUARE

Our trip was during late December so there was a Christmas festival in the market square. There were stalls selling Christmas ornaments and chocolate with waffles.

My partner ended up buying a grey scarf and throughout the whole trip we had a couple waffles. The area looked the best at night with all the Christmas lights and stalls lit up.



CARRIAGE TOUR



On one of the days, we managed to tire ourselves out so we stopped by the closest cafe at the time. I had a cup of a coffee that was decorated with a Christmas tree. I loved this little touch of festivity on my drink. My partner and I both had pastries too.


Boniface bridge was a bridge we stood on to watch the canal boats go by. The area had overhanging half-timbered houses and a view of the Church of Our Lady.

THE BELFORT

I was anxious before going up the Belfort as I had heard it had many steps. (366) Although the staircase was incredibly steep and narrow, the stairs didn't tire me out like I imagined they would.

The fort had 4 levels to stop and rest on benches. They contained informational panels to read through and learn about the Belfort. My biggest tip would be to definitely bring water with you.

The view from the top level was breath-taking. Every so often the big bell would loudly ring.





TOP LEVEL OF
THE BELFORT

FILM STILL - 'IN BRUGES'





GOING HOME

On our way back to England on the ferry, the sun set over the ocean. Returning home was notably more delightful and relaxing. This time round I had taken some anti-seasick medication to help with the journey. The ferry was followed by a 30 minute ride home and a very restful night.



Published
2024



@evemiela



evemiela.business@gmail.com