VIVARTE: Casa Criativa

By Natalia Wolanska

Porto's Urban Art History

Aug, 2013 — Mayor Rui Rio criminalized carry out graffiti with fines between 100-2500 euro

Aug, 2013 — Creation of the Anti Graffiti Brigade

Sep, 2013 — City tax of 40 euros on every legalized street art

Sep, 2013 — Mass public graffiti rebellions against the legislations

Sep, 2013 — First legalized mural by the Circus Network & ISCET

Oct, 2013 — Rui Moreira becomes mayor with plans of embracing urban art

Jan, 2014 — Rui Moreira starts the Urban Art Departemnt of the City of Porto

Sep, 2014 — First urban art festival "Push Porto"

Sep, 2014 — First mural made from the Urban Art Program

Jan, 2015 — Urban Art Program starts art tours and contests

Jan-Dec, 2015 — Creation of icon murals like An.fi.tri.ao by Frederico Draw, Mira by Daniel Eime, Virtus by Hazul

Jan, 2017 — Creation of Steak 'n Shack tiled mural by Joana Vasconcelo

Oct, 2017 — Rui Moreira re-elected using urban art as promotion

Dec,2020 — Urban Art Program contest for Rua de Restauracao

Jul,2021 — Plans for free mural legislation in partnership with University of Porto's Fine Art Faculty

15th Century Azulejo

18th Century Azulejo

20th Century Azulejo

Graffiti Art Azulejo

Key

Site

Urban Art Locations

Art Galleries & Stores

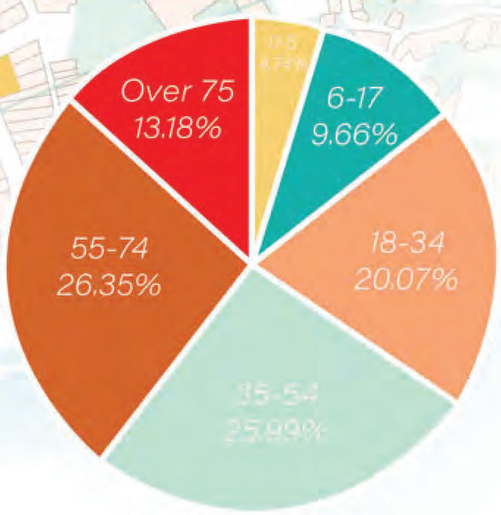

Age Demographic

Culture

Porto's Street Art Scenes

One of the newly emerging and rapidly growing communities ,the street art community, has taken over Porto in recent times. The art movement born out of rebellion for the previous mayor's actions, has had huge traction in the areas around the site and continues to be a popular outlet for people of all ages . Today it has expanded into the traditions of Porto influencing and modernizing art designs like the azulejo tile and creating new attractions for all to see.

Porto's Art Academy

Brief & Narrative

Aimed at bringing the art communities and people together, the academy aims to create multifunctional spaces with hopes of creating both spaces for people to socialise, craft and further educate themselves on the topics of art.

Inspired by the growing street art community and art events that happen around, the academy's purpose is to provide permanent spaces for learning and participating in the topic of art while also offer a central social meeting point for communities participating in art events and/or art tours.

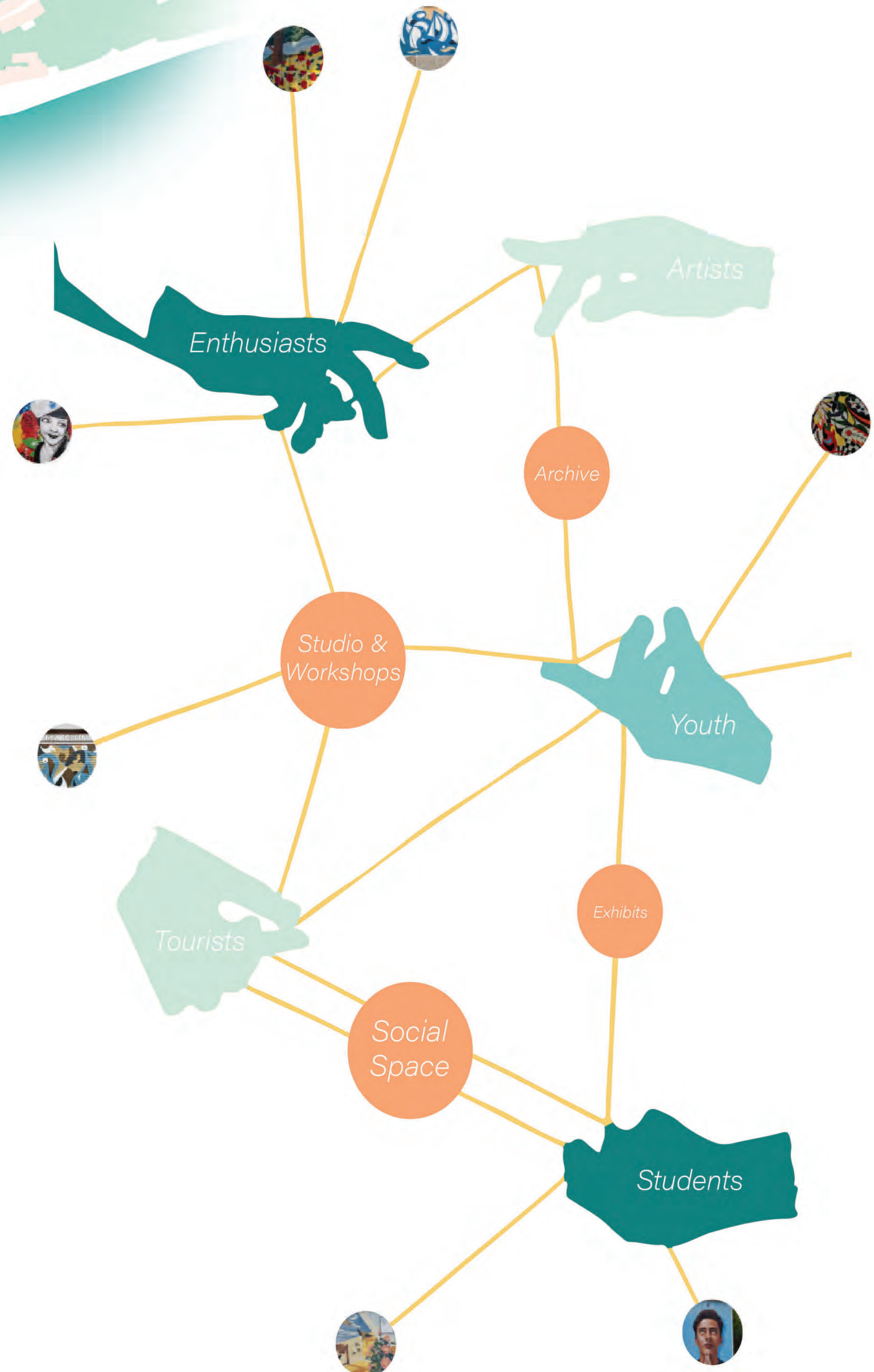

Art Communities

- Street Art Community
- Bombarda PortoArtDistrict
- Galeria de Arte Urbana
- POR:TA

Art Festivals & Events

- O MURO QUE NOS MOVE — FESTIVAL DE ARTE URBANA LX 2023
- WOOL | Covilhã Urban Art Festival
- eStau

Lower Ground Floor Plan

1:200

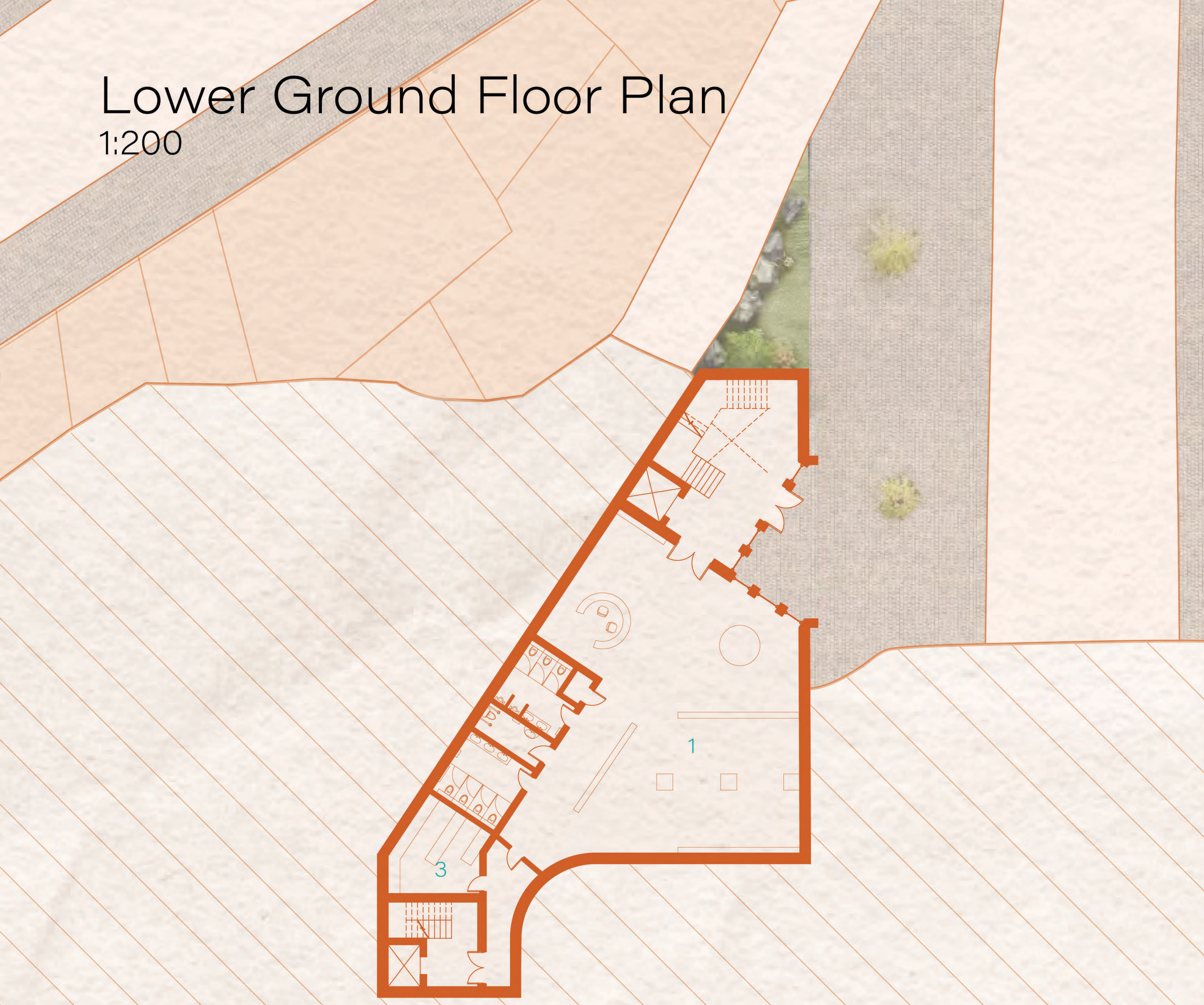

1. Porto Art Exhibit
2. Art Archive
3. Storage
4. Staff Room
5. Courtyard
6. Cafe
7. Cafe Kitchen
8. Info & Cloakroom
9. Lecture Hall
10. Utility Room
11. Social Room
12. 'Craft and Play' 4-6yr Art Studio
13. 'Imagination Station' 7-12yr Art Studio
14. 'Creation Lab' 13-16yr Art Studio
15. Roof Garden
16. 'Experimental' Adult Art Studio
17. 'Traditional' Adult Art Studio

N

Ground Floor Plan
1:200

1. Porto Art Exhibit
2. Art Archive
3. Storage
4. Staff Room
5. Courtyard
6. Cafe
7. Cafe Kitchen
8. Info & Cloakroom
9. Lecture Hall
10. Utility Room
11. Social Room
12. 'Craft and Play' 4-6yr Art Studio
13. 'Imagination Station' 7-12yr Art Studio
14. 'Creation Lab' 13-16yr Art Studio
15. Roof Garden
16. 'Experimental' Adult Art Studio
17. 'Traditional' Adult Art Studio

First Floor Plan

1:200

1. Porto Art Exhibit
2. Art Archive
3. Storage
4. Staff Room
5. Courtyard
6. Cafe
7. Cafe Kitchen
8. Info & Cloakroom
9. Lecture Hall
10. Utility Room
11. Social Room
12. 'Craft and Play' 4-6yr Art Studio
13. 'Imagination Station' 7-12yr Art Studio
14. 'Creation Lab' 13-16yr Art Studio
15. Roof Garden
16. 'Experimental' Adult Art Studio
17. 'Traditional' Adult Art Studio

Second Floor Plan

1:200

1. Porto Art Exhibit
2. Art Archive
3. Storage
4. Staff Room
5. Courtyard
6. Cafe
7. Cafe Kitchen
8. Info & Cloakroom
9. Lecture Hall
10. Utility Room
11. Social Room
12. 'Craft and Play' 4-6yr Art Studio
13. 'Imagination Station' 7-12yr Art Studio
14. 'Creation Lab' 13-16yr Art Studio
15. Roof Garden
16. 'Experimental' Adult Art Studio
17. 'Traditional' Adult Art Studio

Third Floor Plan

1:200

1. Porto Art Exhibit
2. Art Archive
3. Storage
4. Staff Room
5. Courtyard
6. Cafe
7. Cafe Kitchen
8. Info & Cloakroom
9. Lecture Hall
10. Utility Room
11. Social Room
12. 'Craft and Play' 4-6yr Art Studio
13. 'Imagination Station' 7-12yr Art Studio
14. 'Creation Lab' 13-16yr Art Studio
15. Roof Garden
16. 'Experimental' Adult Art Studio
17. 'Traditional' Adult Art Studio

Painting Lesson

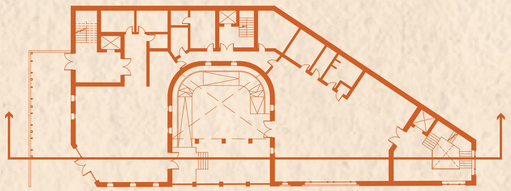

South Elevation

1:200

East Elevation

1:200



North Elevation

1:200

West Elevation

1:200

Plan Detail
1:50

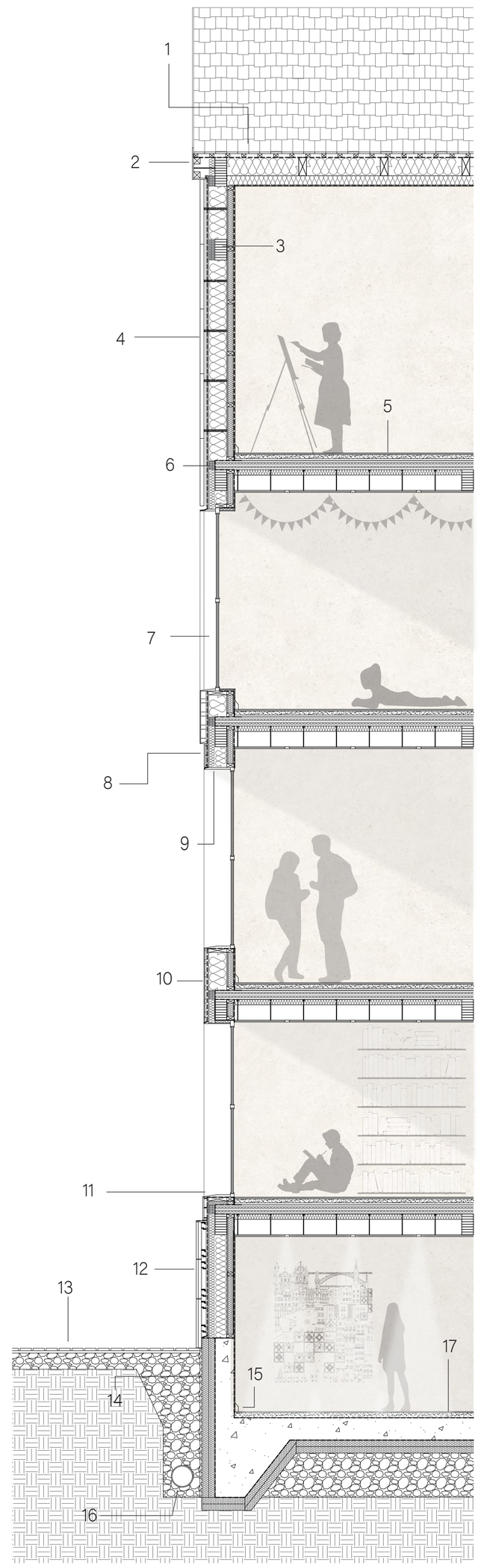

Bay Detail
1:50

1. Clay roofing tiles, Horizontal and vertical battens,25mm air gap, Breathable sarking membrane, 150mm insulation between rafters, 100mm insulation under rafters, Vapour control layer, 15mm plasterboard
2. Zinc Fascia and Sofit
3. 200 x 320 glulam beam
4. White Zinc Corrugated cladding w/ helping hand brackets, 50mm cavity, Waterproof breather membrane (DPC), External sheathing, 150mm mineral wool insulation between glulam members, 20mm OSB board, Timber stud wall with ridged insulation, 20mm OSB board, Vapour control layer, Dot and dab, 15mm plasterboard
5. Granite tile floor finish, 2mm Rubber layer, 80mm screed, 25mm Rubber layer, 140mm CLT slab, 200 x 320mm Glulam beams, Suspended ceiling w/ insulation and service void 2 x 12.5mm plasterboard w/ ceiling lights
6. Fire Stopper
7. Double Glazed Window
8. 5mm Lightweight Limestone Panel w/10mm honeycomb, aluminium brackets, horizontal rail system attached into structure
9. Metal Lintel w/ drainage drip cap
10. Terracotta Tile Cladding, aluminium brackets and horizontal rail attached to structure
11. Granite Sill
12. 50mm Lightweight Limestone Panel (10mm stone w/ 40mm honeycomb
13. Permeable Paving, 50mm clean grit, 250mm cleaning aggregate
14. Drainage Matt, 150mm Rigid Insulation, Damp proofing membrane ,Reinforced concrete retaining wall, Vapour control, Dot and Dab, 15mm plasterboard
15. Skirting
16. Perforated Pipe and stone drainage bed
17. Granite Tile Flooring, 60mm Screed, Vapour Control layer, Damp proof membrane, Raft Concrete foundation, Damp proof membrane, 150mm Rigid Insulation, Stone drainage bed

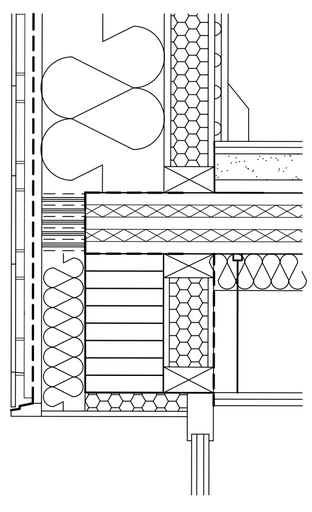

Junction Detail
1:10

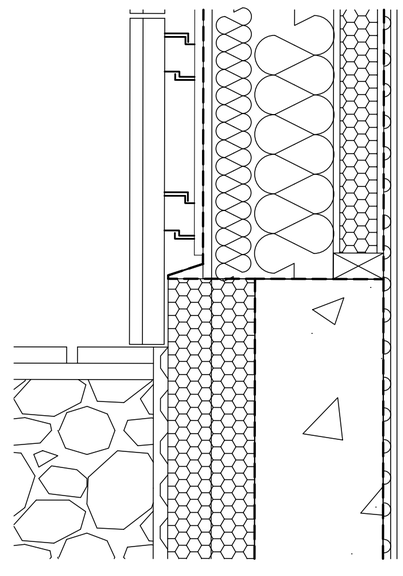

Foundation Detail
1:10

Technical Study

Structural & Access Systems

The project access system is split into two circulation systems both with their own fire escapes and circulation cores, joining these is the private circulation with its own dedicated core.

The primary structural system consists of a concrete raft foundation for its uniform load distribution and underground load bearing capabilities with a lighter weight glulam & CLT system up top.

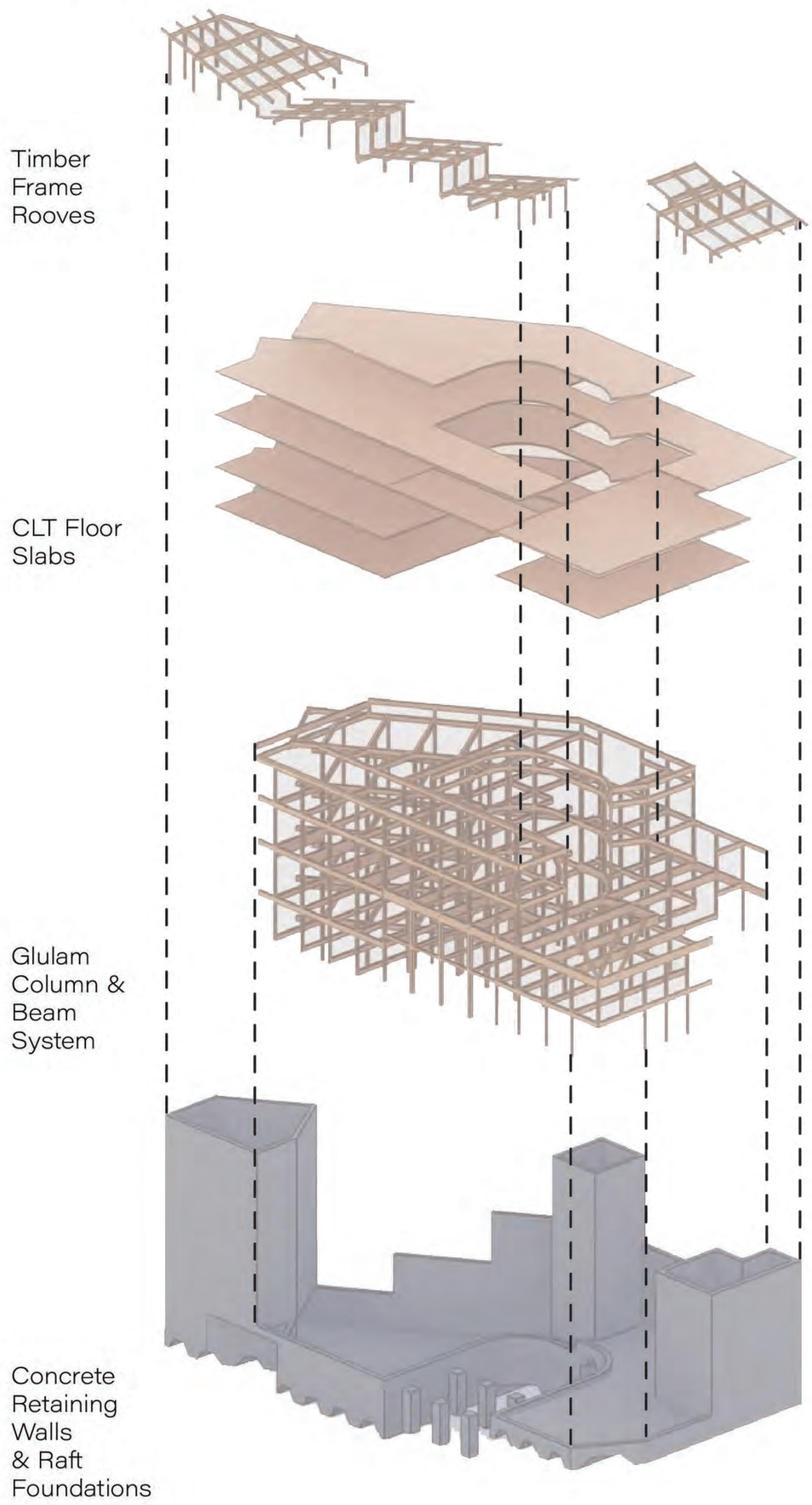

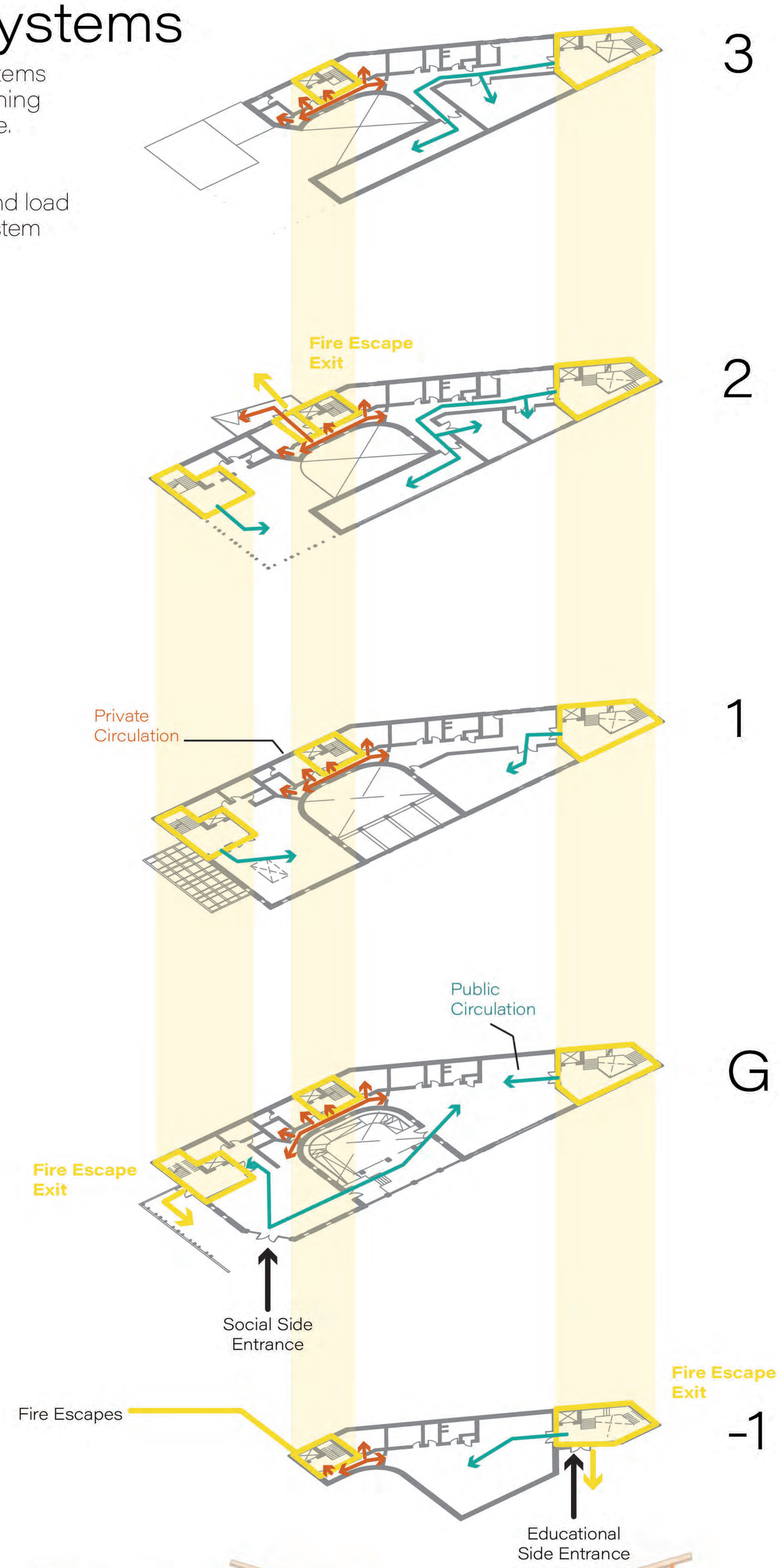

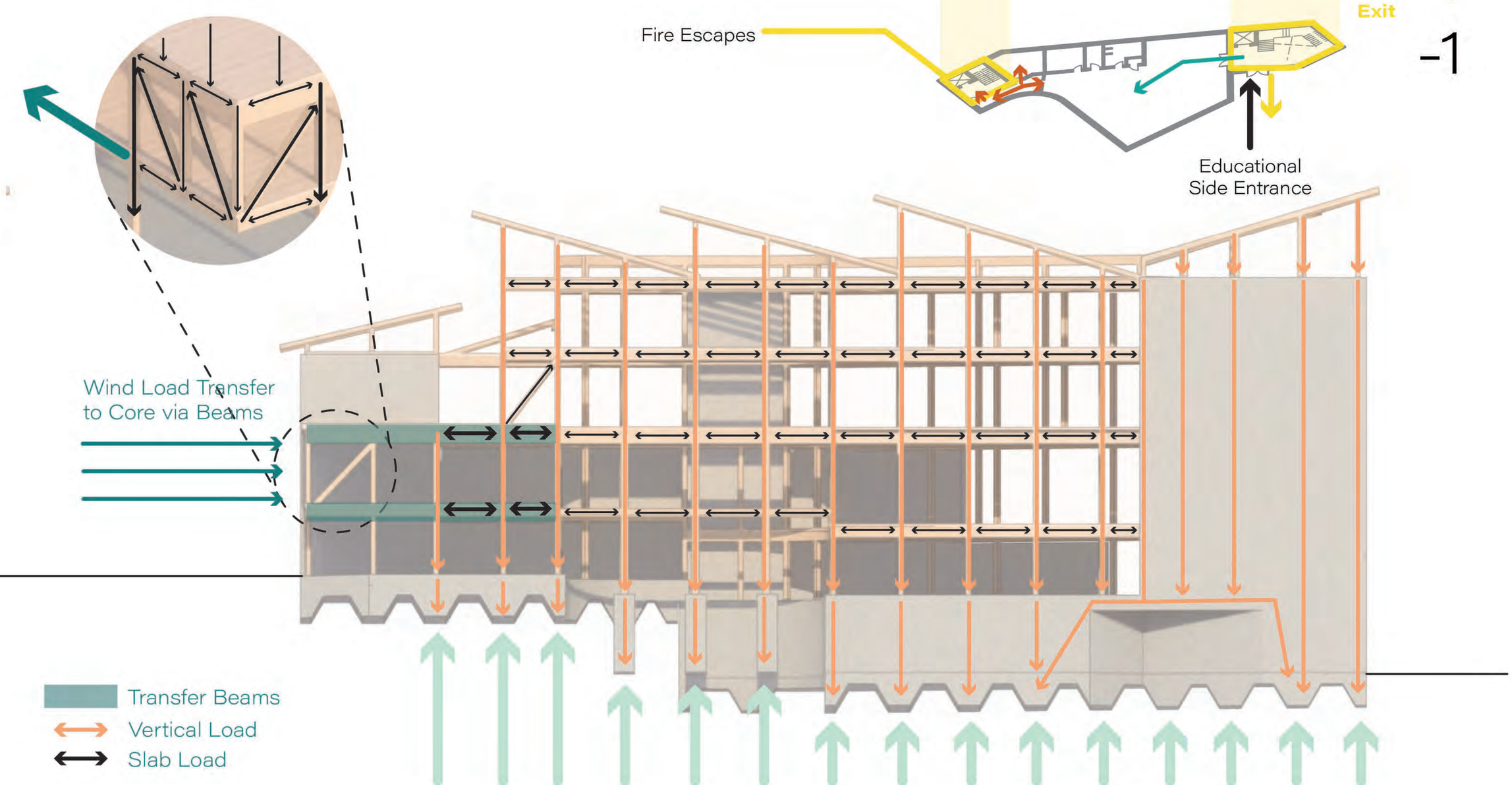

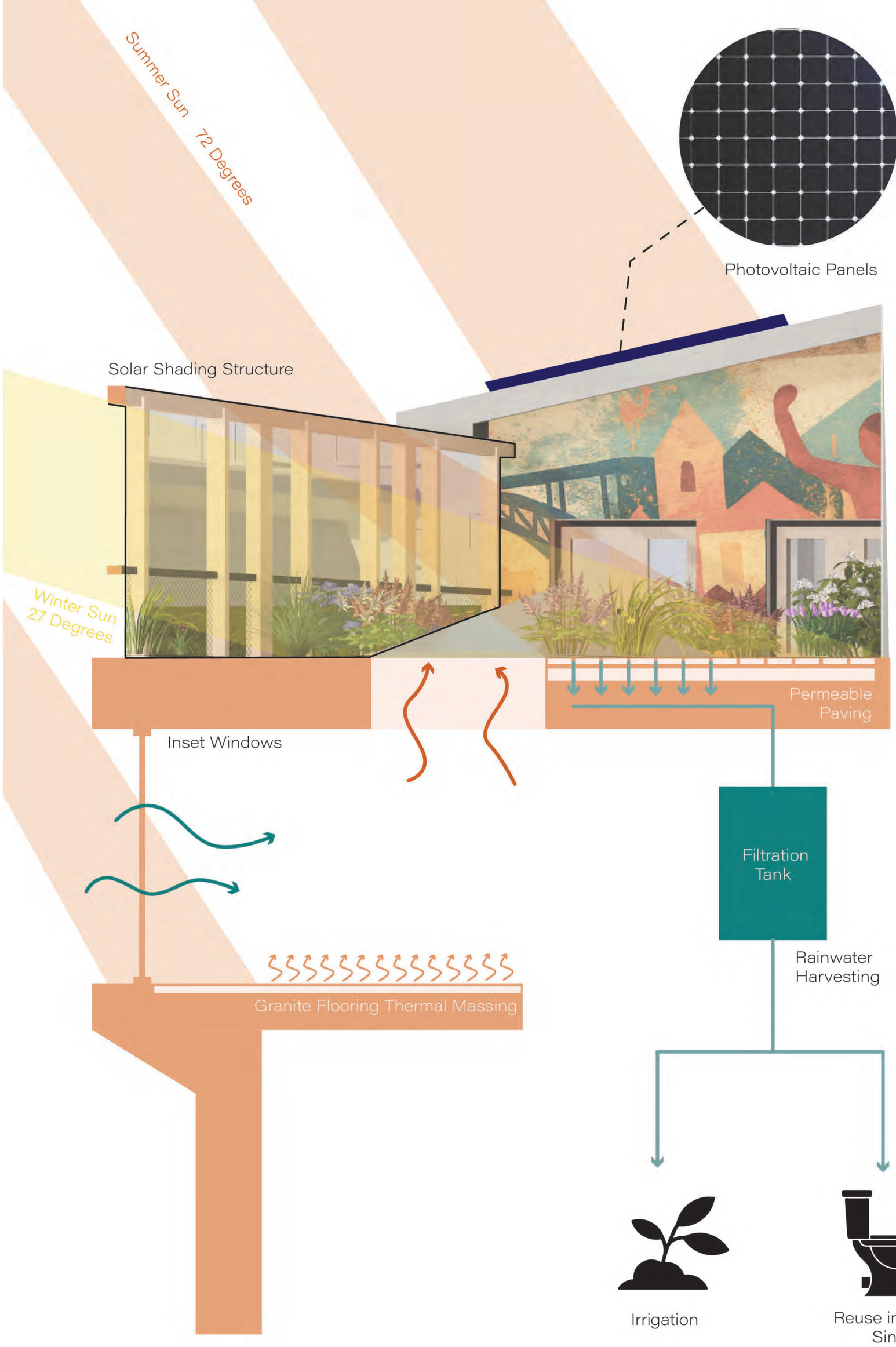

Limestone

Locally sourced and links back to Porto's historical architecture and sculptures around. 0.07-0.13 CO2e/kg



Corrugated Zinc

Links back the trends of reusing industrial buildings for art events and exhibits. 2.8-3.2 CO2e/kg



Terracotta Tiles

Links to Porto's iconic red terracotta rooves and local aesthetic. 0.2-0.4 CO2e/kg



Granite

Re-purposed from excavation and local, fits back with the context 0.2-0.3 CO2e/kg

Structure	Embodied Carbon	Claddings & Interior
Raft Foundation	300,960	Terracotta Tile
Concrete Walls	502,920	Zinc Corrugate
Glulam Beams & Columns	-34,540	Limestone
CLT Floor Slabs	-89,970	Granite
Timber Roof	-13,200	Total = 878,192kgCO2e

Structure + Cladding+ Interior

Total = 1,554,352 kgCO2e

Floor Area: 5184 m2

RIBA Climate Challenge

Total = 300 kgCO2e/m2

Concrete Equivalent

2,121,732 kgCO2e

VS

Current Composition

1,554,362 kgCO2e

Current building composition is already 26% lower in embodied carbon than a fully concrete equivalent

Sustainability Systems

This project main material palette was taken straight from Porto's local materials like limestone,granite and terracotta. The building actively has many different implemented design to keep the building cool in summer months while warm in cold and rainy season.