



WHO SURVIVED?!

Game manual

Game Rule

1. Number of players: 2-4.
2. Everyone roll the dice, who has the highest roll, who draws the card first.
3. The animal card has 5 health levels, and each person draws one of each health level.
4. Each person draws 5 function cards at random.

Start Game

1. Each person places 3 animal cards, and cannot replace any of the selected animal cards unless the animal's blood becomes "0".



2. Every 3 rounds the Time will automatically switch to another one.





3. Each person can only take “one” move per turn. Each of the following represents an action.

- ① Use your own animal card to hit your opponent’s animal card health.**
- ② Use the function card to add blood to your animal card.**
- ③ Use the function card to reduce the health of the other party’s animal card.**

4. If you are the only one left with an animal card, congratulations, your animal survived! You win!

Notes

1. There are 2 kinds of time, Day & Night, and the animal card has a time icon that the animal can act on.



2. Every animal's basic attack power is one point.

3. If an animal & a function word are mentioned in the animal card, the amount of blood that can be added or reduced for both the mentioned animal & function cards becomes 2. If the amount of health is already full, it can be added, such as $5+2=7$. If the amount of blood is 1, then $1-2=-1$, and the animal is killed.




CORAL, WATER

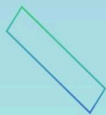



SHARK

4.If you can't remember how much blood your animal has left, you can mark it with a dice.

5. The game is easy to learn, as long as you play one game you can master the rules. It is suitable for friends to gather or family dinner leisure time to play, the length of the game is at most half an hour. The game itself is to let everyone harvest the joy of victory at the same time, but also more understanding of the relationship between animals, and the impact of the environment on animals.





Leyao Wang

